



# NJGPA Results:

## Spring 2024 Administration

### South Orange Maplewood School District



August 2024



# NJGPA Overview (1 of 2)



- The State graduation proficiency test [NJGPA] shall be **administered to all 11th grade pupils** and to **any 11th or 12th grade pupil who has previously failed** to demonstrate mastery of State graduation proficiency standards on said test.  
(N.J.S.A. 18A:7C-6)
- NJGPA is designed to measure the extent to which students are graduation ready in English Language Arts (ELA) and Mathematics.
- Graduation readiness is reported separately for each content component.
- The ELA component is **aligned** to the **grade 10 standards**.
- The Mathematics component is **aligned** to **Algebra I and Geometry standards**.





# NJGPA Overview (2 of 2)



- Students who take but do not meet the minimum required score (**725**) on each component of the assessment will have the opportunity to receive additional supports and may take the following steps:
  - Retake the ELA and/or mathematics components of the New Jersey Graduation Proficiency Assessment in the following summer or fall;
  - Meet a designated cut score from the menu of substitute competency tests; or
  - Complete a portfolio appeal.



# SOMSD's Number of Students Tested for Spring 2024 NJGPA Administration



- The administration window was **March 11, 2024 – March 15, 2024**.
- Students received their assessment results in **July 2024**.

## 2024 - Number of Students Tested

Content Component	Grade 11	Grade 12	Total
English Language Arts (ELA)	466	12	478
Mathematics	464	12	476

## 2023 - Number of Students Tested

Content Component	Grade 11	Grade 12	Total
English Language Arts (ELA)	417	0	417
Mathematics	417	0	417



# SOMSD's Spring 2024 NJGPA Administration Results – Percentages



Content Component	Graduation Ready 2024 (Grade 11)	Not yet Graduation Ready 2024 (Grade 11)	Graduation Ready 2024 (Grade 12)	Not Yet Graduation Ready 2024 (Grade 12)	Graduation Ready 2024 (All Students)	Not Yet Graduation Ready 2024 (All Students)
English Language Arts (ELA)	93.4	6.7	41.7	58.3	92.1	7.95
Mathematics	74.1	25.9	41.7	58.3	73.3	26.68

**Note:** Percentages may not total 100 due to rounding.



# Comparison of SOMSD's Spring 2023 and 2024 NJGPA Administrations – Percentages (Grade 11 Students only)



Content Component	Graduation Ready 2023	Graduation Ready 2024	Not Yet Graduation Ready 2023	Not Yet Graduation Ready 2024	Change in Graduation Ready from 2023 to 2024
English Language Arts (ELA)	93.8	93.4	6.2	6.7	-0.4
Mathematics	69.8	74.1	30.2	25.9	+4.3

**Note:** Percentages may not total 100 due to rounding.



# Comparison of SOMSD's Spring 2023 and 2024 NJGPA Administrations – Percentages (Graduation Ready, Total Students)



Content Component	Graduation Ready 2023 District	Graduation Ready 2023 State	Graduation Ready 2024 District	Graduation Ready 2024 State
English Language Arts (ELA)	93.8	80.5	92.1	81.6
Mathematics	69.8	55.0	73.3	54.7



# Comparison of SOMSD's Spring 2023 and 2024 NJGPA Administrations – Percentages (Graduation Ready, Grade 11 Students)



Content Component	Graduation Ready 2023 District	Graduation Ready 2023 State	Graduation Ready 2024 District	Graduation Ready 2024 State
English Language Arts (ELA)	93.8	80.5	93.4	82.5
Mathematics	69.8	55.0	74.1	55.6





# Comparison of SOMSD's 2024 NJGPA Administration – Percentages (Graduation Ready, Grade 12 Students)



Content Component	Graduation Ready 2024 District	Graduation Ready 2024 State
English Language Arts (ELA)	41.7	31.7
Mathematics	41.7	12.2



# Comparison of SOMSD's Spring 2023 and 2024 NJGPA Administrations – Percentages (Total Students)

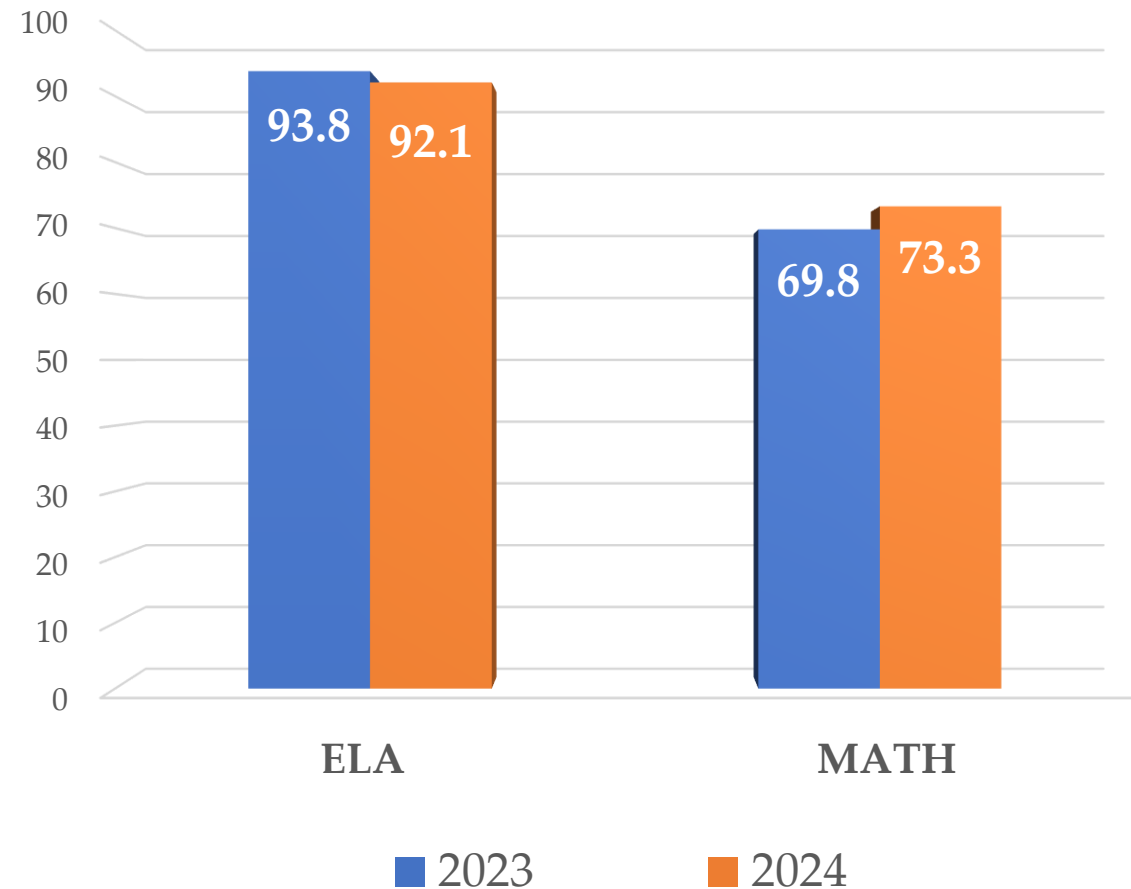


Content Component	Graduation Ready 2023	Graduation Ready 2024	Not Yet Graduation Ready 2023	Not Yet Graduation Ready 2024	Change in Graduation Ready from 2023 to 2024
English Language Arts (ELA)	93.8	92.1	6.2	7.9	-1.7
Mathematics	69.8	73.3	30.2	26.7	+3.5



Note: Percentages may not total 100 due to rounding.

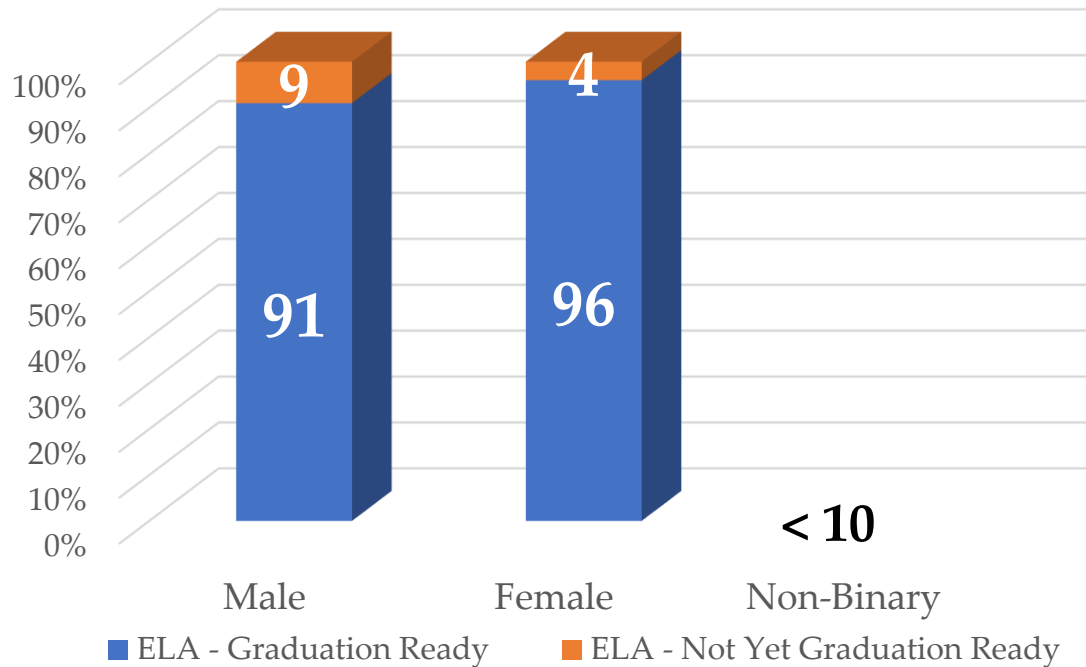
# Comparison of SOMSD's Spring 2023 and Spring 2024 NJGPA Percent of Overall Students Graduation Ready (All Students)



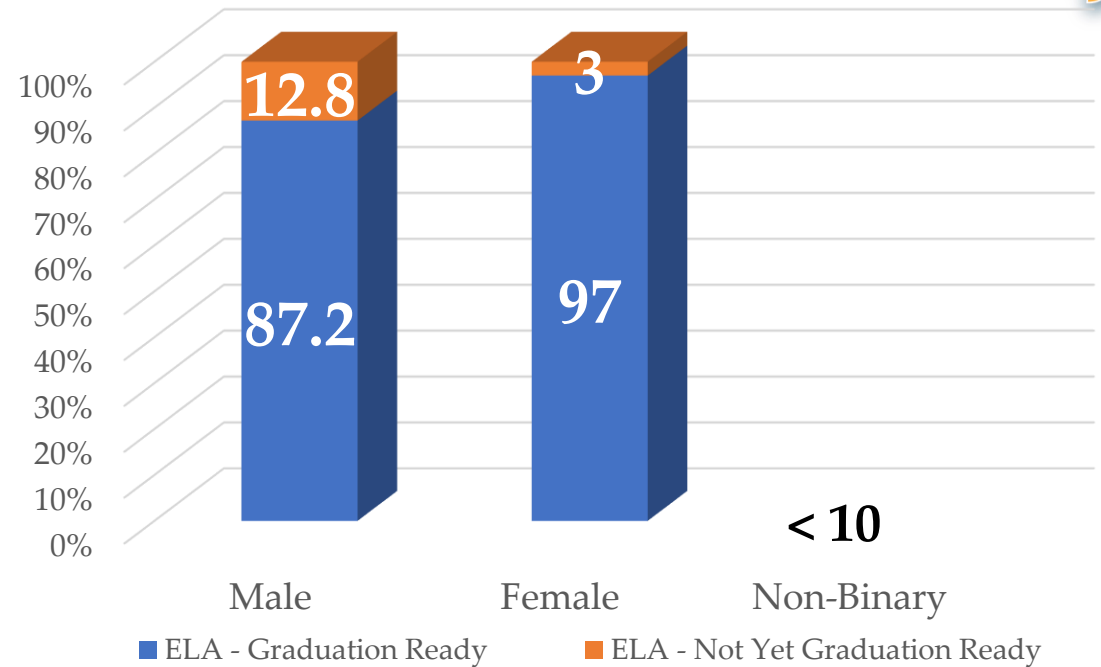
\* Numbers are percentages



# Comparison of SOMSD's Subgroup (Gender) Spring 2023 and Spring 2024 NJGPA Administration English Language Arts Component - Percentages



**2023**

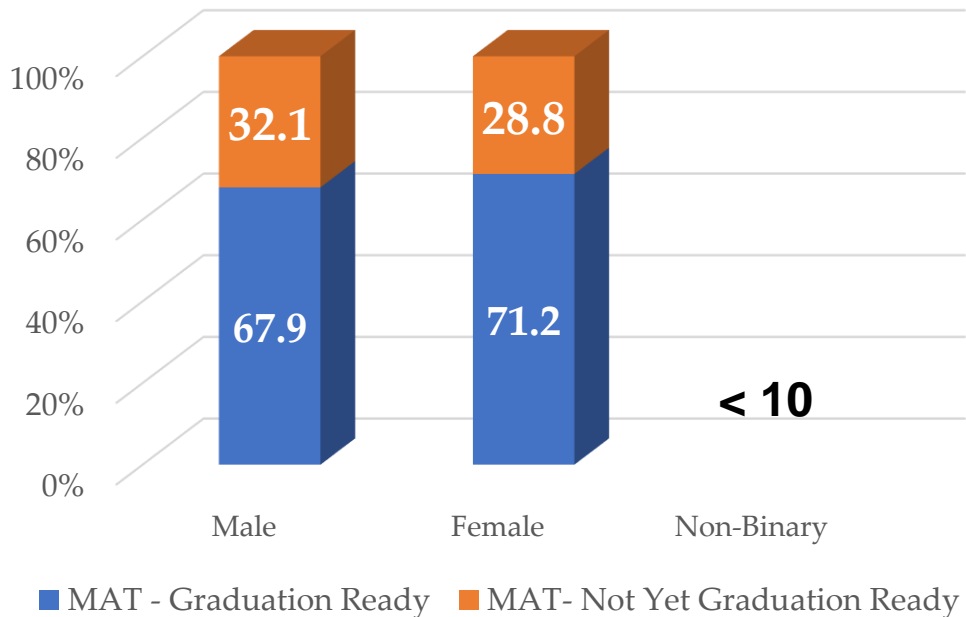


**2024**

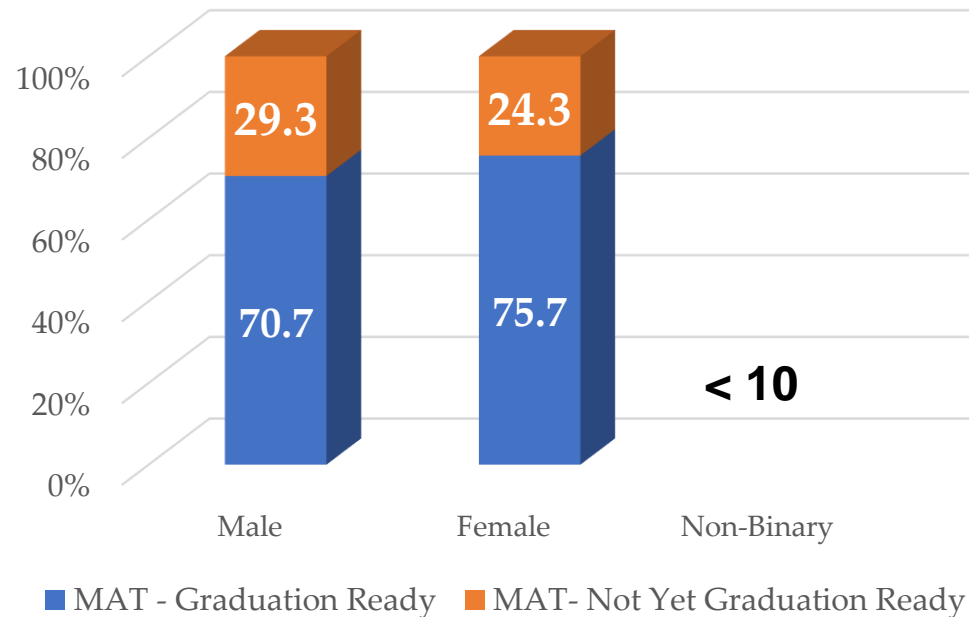


\* Numbers are percentages

# Comparison of SOMSD's Subgroup (Gender) Spring 2023 and Spring 2024 NJGPA Administration Mathematics Component - Percentages



**2023**

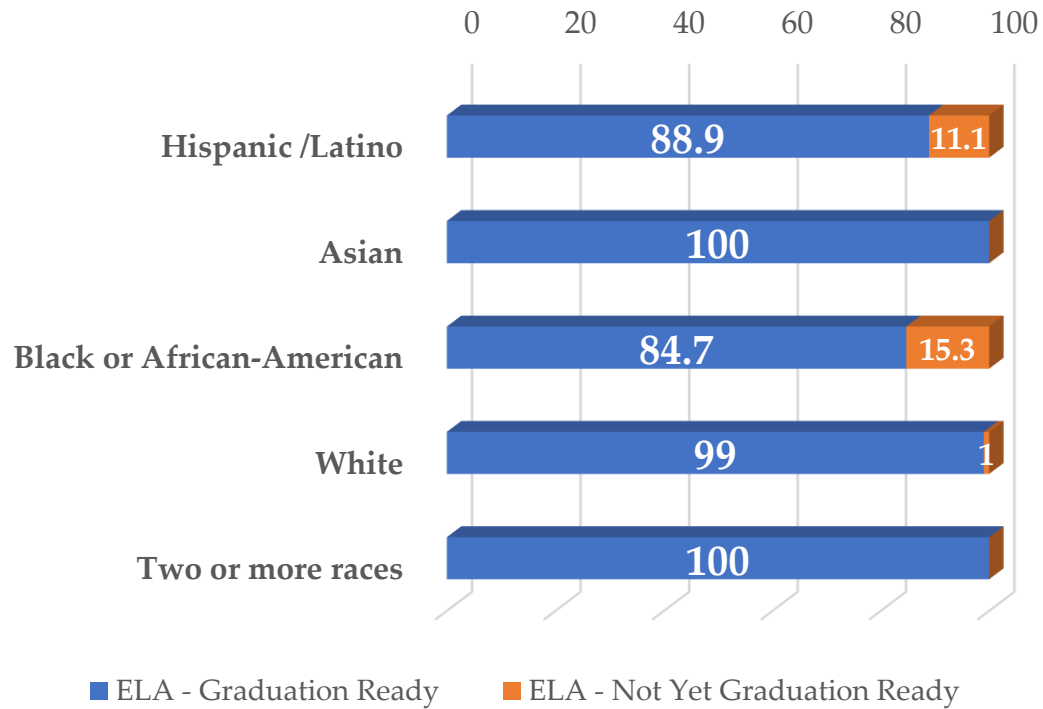


**2024**

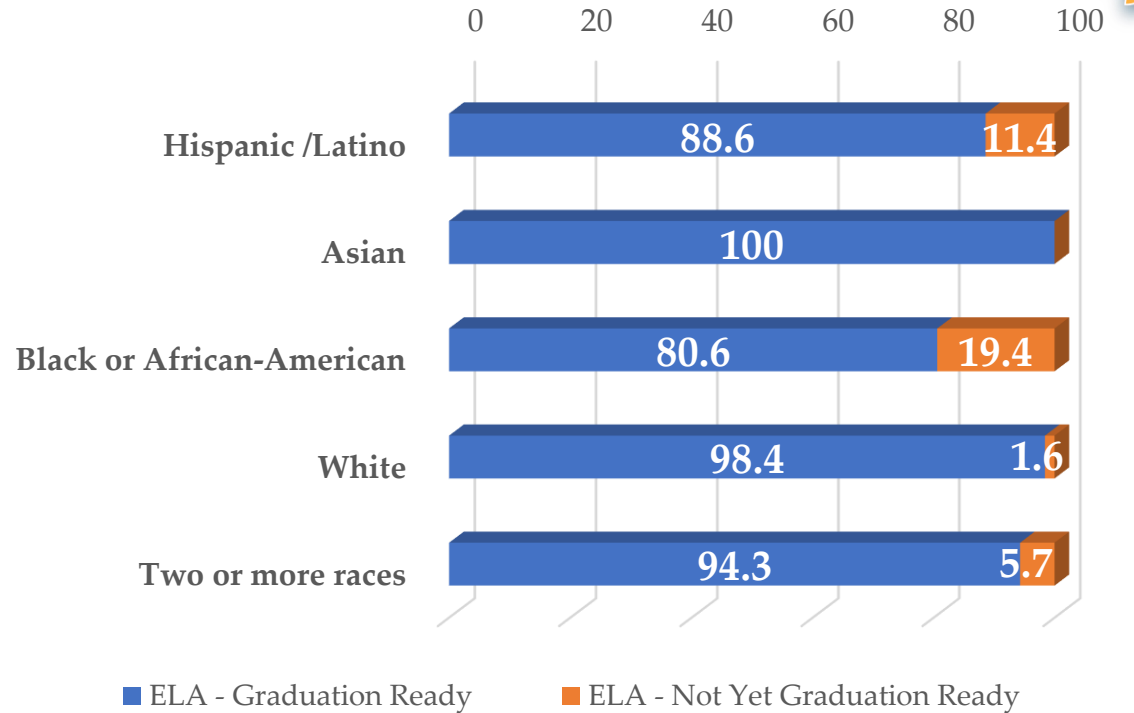


\* Numbers are percentages

# Comparison of SOMSD's Subgroup (Ethnicity/Race) Spring 2023 and Spring 2024 NJGPA Administration English Language Arts Component - Percentages



**2023**



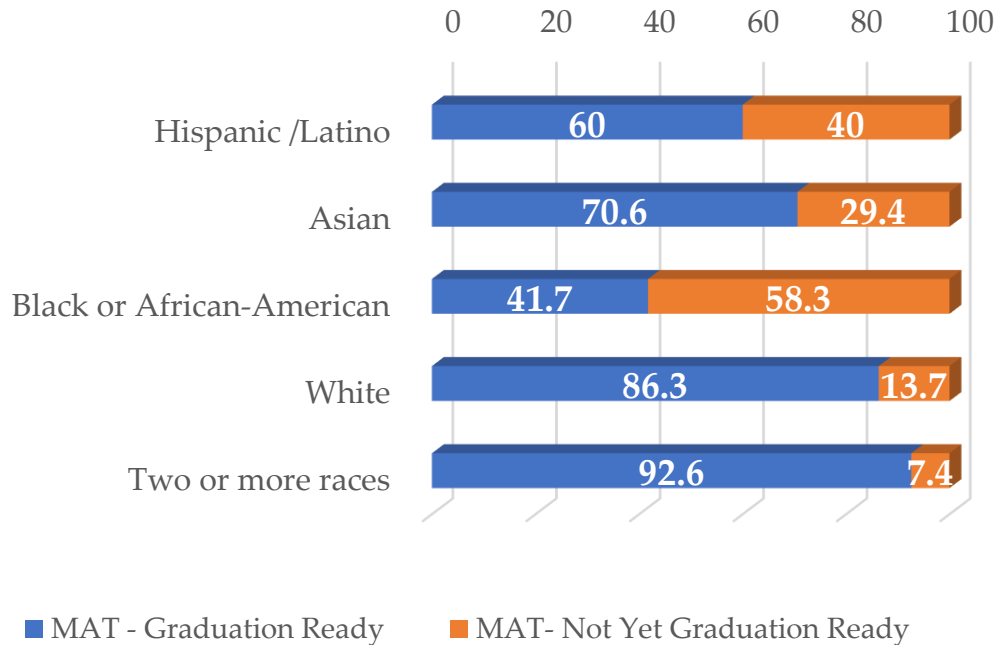
**2024**

**Note:** Populations with less than 10 students are not represented in this chart.

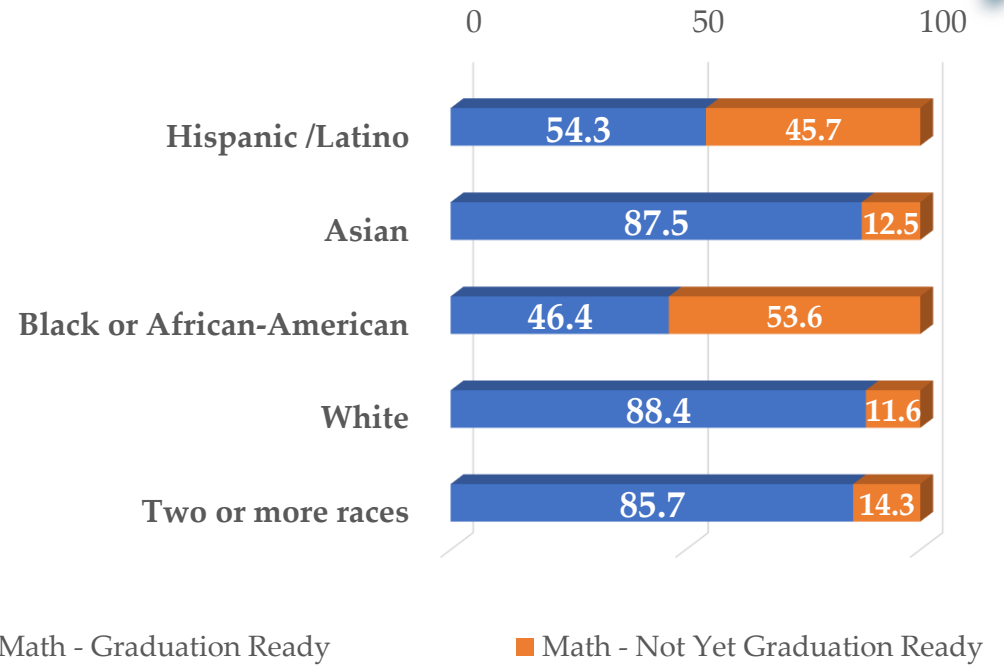


\* Numbers are percentages

# Comparison of SOMSD's Subgroup (Ethnicity/Race) Spring 2023 and Spring 2024 NJGPA Administration Mathematics Component - Percentages



**2023**



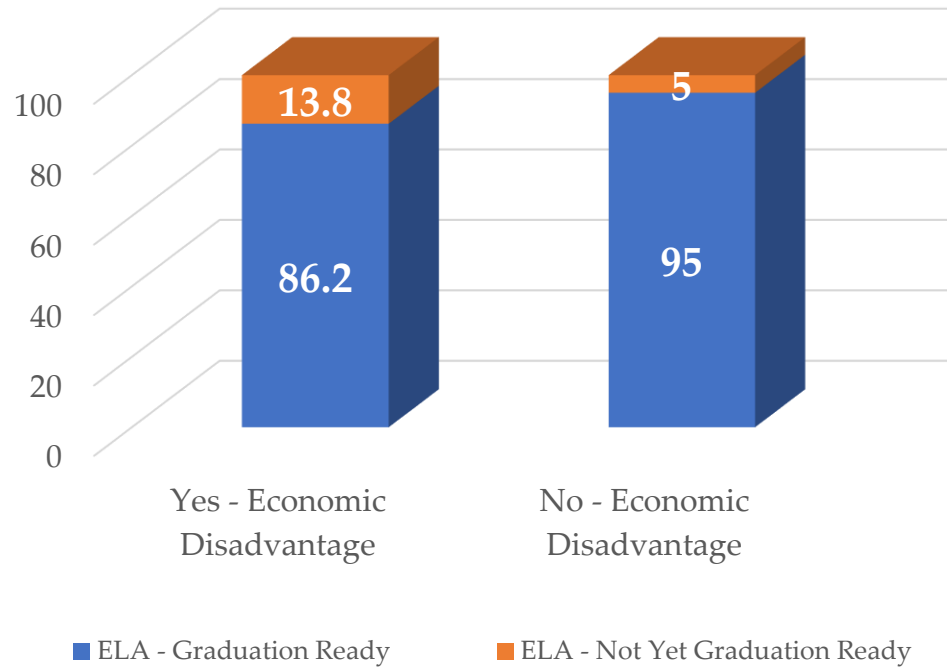
**2024**

**Note:** Populations with less than 10 students are not represented in this chart.

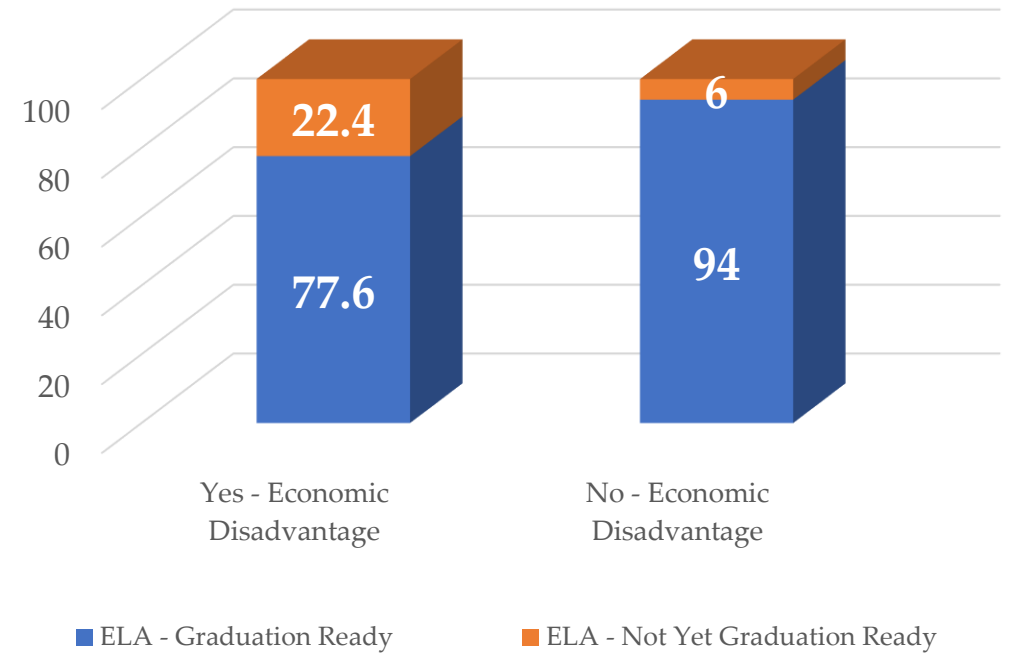
\* Numbers are percentages



# Comparison of SOMSD's Subgroup (Economic Disadvantaged) Spring 2023 and Spring 2024 NJGPA Administration English Language Arts Component - Percentages



**2023**



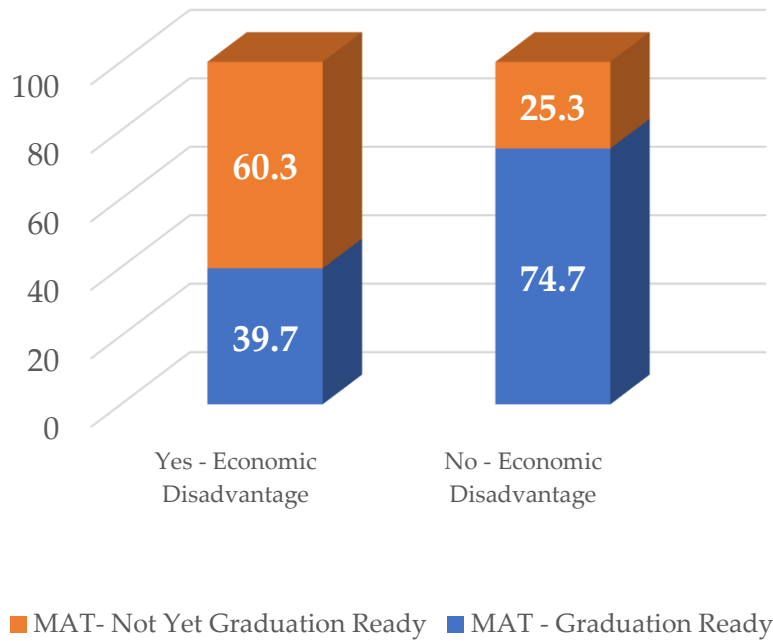
**2024**



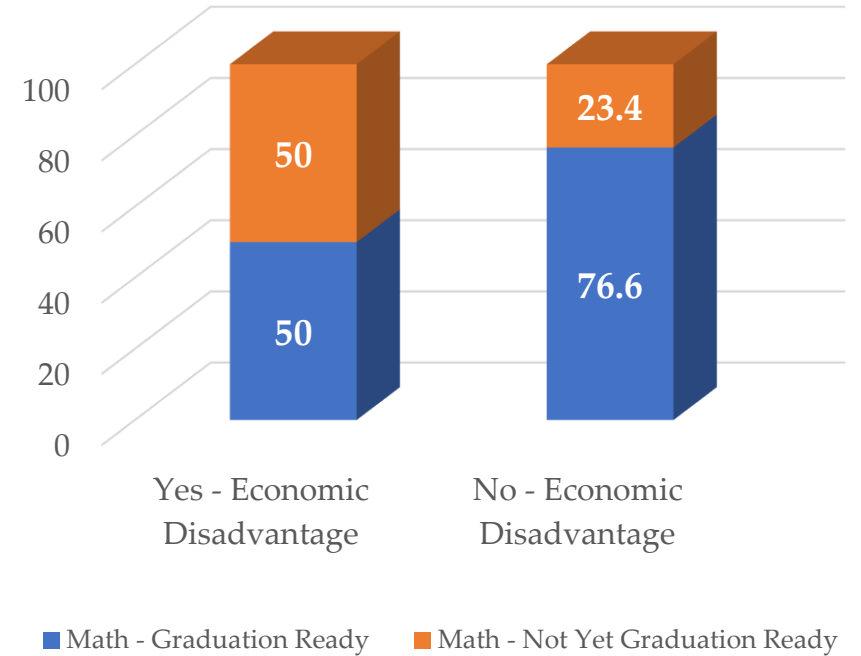
\* Numbers are percentages



# Comparison of SOMSD's Subgroup (Economic Disadvantage) Spring 2023 and Spring 2024 NJGPA Administration Mathematics Component - Percentages



**2023**

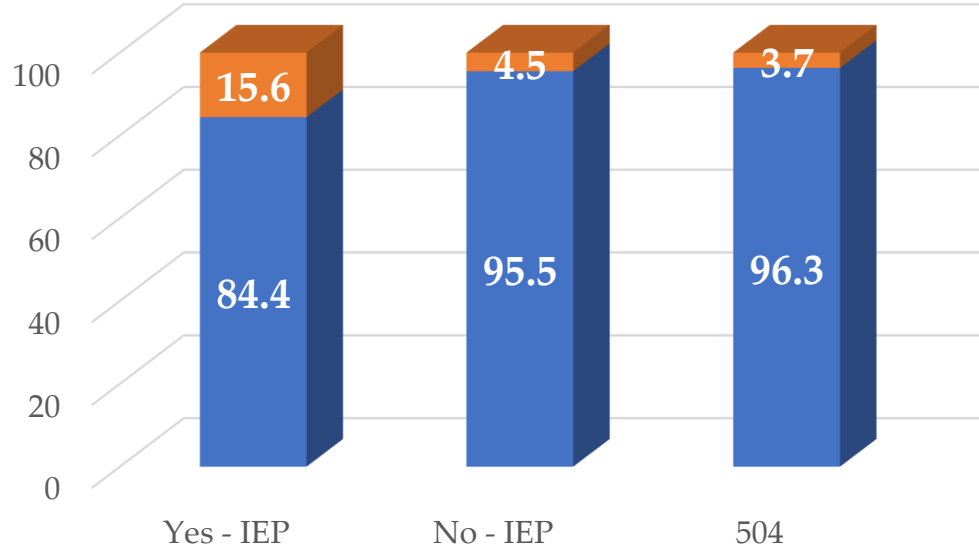


**2024**



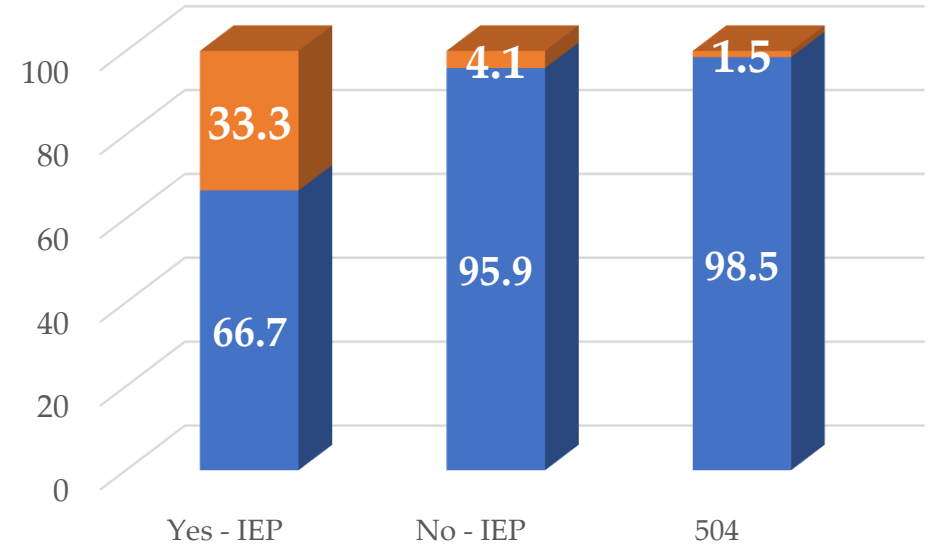
\* Numbers are percentages

# Comparison of SOMSD's Subgroup (Students with Disabilities) Spring 2023 and Spring 2024 NJGPA Administration English Language Arts Component - Percentages



■ ELA - Graduation Ready ■ ELA - Not Yet Graduation Ready

**2023**



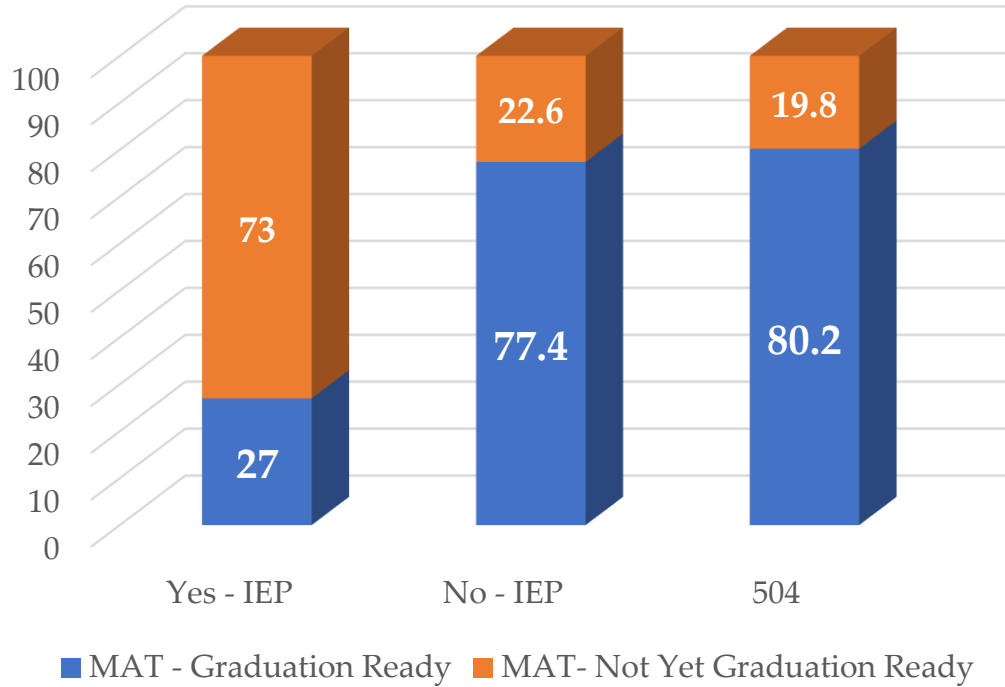
■ ELA - Graduation Ready ■ ELA - Not Yet Graduation Ready

**2024**

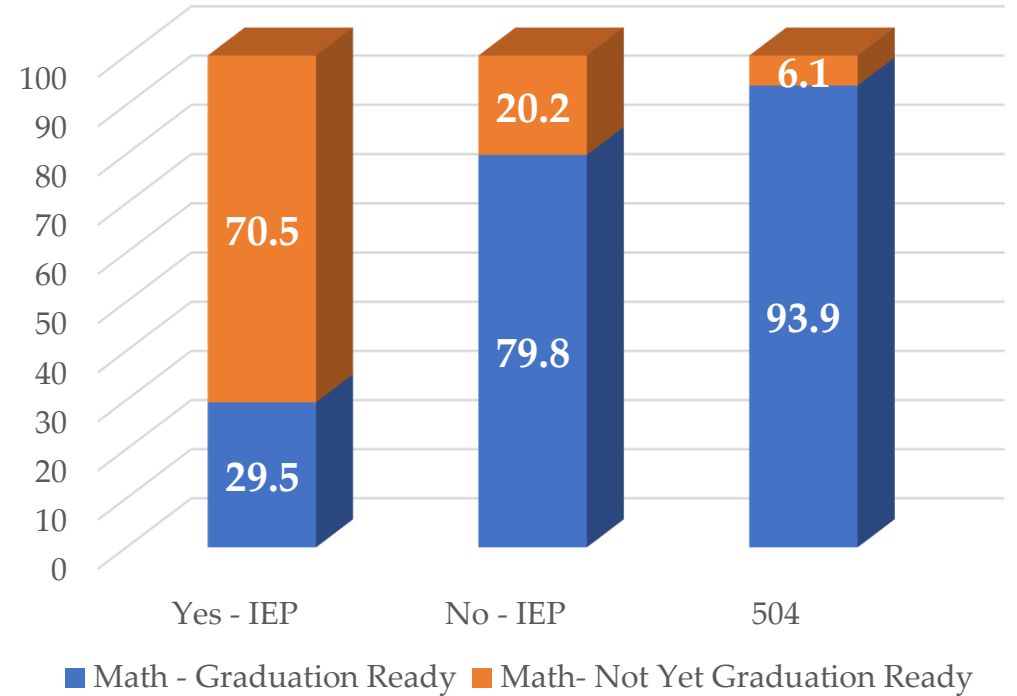


\* Numbers are percentages

# Subgroup Charts: Students with Disabilities (Mathematics)



**2023**



**2024**



\* Numbers are percentages



# Noteworthy



## ELA:

- In English Language Arts (ELA), our students have demonstrated exceptional skills, achieving a proficiency rate of **92.1%**, far surpassing the state average of 81.6%.

## Mathematics:

- In Mathematics, our students have achieved a proficiency rate of **73.3%**. Once again, we've exceeded the state average, which stands at 54.7%.
- 2024 NJGPA Math scores demonstrate a **3.5** percentage point increase than 2023.





# Intervention Strategies



- Analyze NJGPA data to identify trends and areas where students are struggling.
- To further extend our work around our I&RS implementation process, the district will be strengthening our NJ Tiered System of Supports. (In collaboration with Fergus Report Recommendations under Curriculum & Interventions)
- **Use data** to provide newly developed **automatic targeted interventions** and differentiated instruction tailored to student needs.
  - Utilize newly purchased adaptive learning technologies (i.e. IXL) that provide **personalized learning experiences** and practice opportunities that meet students where they are.
  - **“Need-driven”** decision-making so resources reach appropriate students.
  - Work with the **Department of Special Services** & the **Office of Access & Equity** to support all populations.



# Proactive Measures



- CHS Administrators have already determined which students who missed the first pathway have reached the second pathway.
- We will continue to analyze summer SAT/ACT scores to see how many more students reach the second pathway.
- Those students who missed the second pathway have been reached out to receive [content resources](#) in preparation for October retakes.
- Seniors who need the third pathway will be scheduled to take an additional course focusing on the portfolio process to thereby meet the graduation requirements