

Welcome To Middle School Online Event - Instructions

Using your computer or smartphone, you can participate in the Welcome To Middle School online event. Please follow the instructions below to connect to the event.

Connect To The Assembly Using Your Computer

1. Open a web browser.
2. Navigate to:
 - a. MMS: www.somds.k12.nj.us/welcometomm
 - b. SOMS: www.somds.k12.nj.us/welcometosoms


Event Information: Welcome to Middle School Virtual Event - Maplewood Middle School

Event status: Not started

Date and time: Tuesday, June 9, 2020 7:15 pm
Eastern Daylight Time (New York, GMT-04:00)
[Change time zone](#)

Duration: 2 hours

Description: On Tuesday, June 9, 2020 MMS will hold their Welcome to Middle School event for incoming 6th grade families. This event was previously scheduled for March. Meet our assistant principals and other school staff as we share with you what to expect for 6th grade! See you there!



Join Event Now


You cannot join the event now because it has not started.

First name:

Last name:

Email address:

Event password:

 [Join by browser](#) **NEW!**
 If you are the host, [start your event](#).

MMS

By joining this event, you are accepting the Cisco Webex [Terms of Service](#) and [Privacy Statement](#).

3. Type in your name and email address (parent or student's district email address).
 - a. If prompted for an event password, please use:
 - i. **MMS: MMS2020**
 - ii. **SOMS: SOMS2020**
4. Click the Join by browser button.

Submit Questions To The Presenter During The Meeting (Computer)




1. Click on the Q&A icon on the lower portion of your Webex screen (blue icon above).
2. Type your question in the Q&A chat window on the right-hand side of the screen.

Your questions/chat comments are only visible to the panelist.

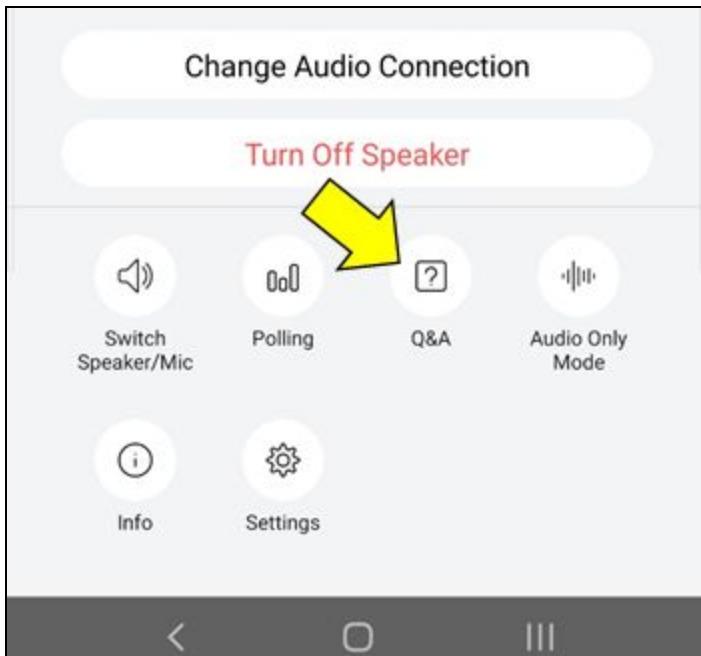
Connect To The Assembly Using Your Smartphone

1. Download and install the Webex Meet app for iOS or Android ([iOS App](#) | [Android App](#))
2. Launch the application on your Smartphone.
3. Enter the following meeting information
 - a. **Meeting Number:** 714 001 923
 - b. **Meeting Password:** MMS2020

Submit Questions To The Presenter During The Meeting (Smartphone)



1. Tap the ellipsis (3 dots) icon at the lower portion of the screen.



2. Tap the Q&A button to send a question or make a comment.