

Online Middle School Math Night - Family Instructions

Using your computer or smartphone, you can participate in the middle school math night. Please follow the instructions below to connect to the event.

Connect To The Assembly Using Your Computer

1. Open a web browser.
2. Navigate to:
 - a. **Wednesday, April 29th event:** www.somds.k12.nj.us/mathnight1
 - b. **Thursday, April 30th event:** www.somds.k12.nj.us/mathnight2

Event Information: Middle School Math Night - Night 2

Event status: Not started

Date and time: Thursday, April 30, 2020 7:00 pm
Eastern Daylight Time (New York, GMT-04:00)
[Change time zone](#)


Duration: 1 hour 30 minutes

Description: The SOMSD Office of Curriculum and Instruction invites parents/guardians of students currently in grades 5-7 to the Middle School Math Information virtual meetings.

Kimberly Beane, K-8 Supervisor of Math and Science will share information and answer questions to help you make an informed decision when choosing a math class for next year.

The meeting will...

- Describe the courses available for each grade level
- Show varied paths of math courses for middle school and beyond
- Explain adjustments to instruction related to distance learning
- Summarize the summer resources and options
- Answer your questions about math courses and the selection process.



Join Event Now

You cannot join the event now because it has not started.


First name:

Last name:

Email address:

Event password:

[Join Now](#)

 [Join by browser](#) **NEW!**

If you are the host, [start your event](#).

3. Type in your name and email address (parent or student's district email address).
 - a. If prompted for an event password, please use: **Math2020**
4. Click the Join by browser button.

Submit Questions To The Presenter During The Meeting (Computer)




1. Click on the Q&A icon on the lower portion of your Webex screen (blue icon above).
2. Type your question in the Q&A chat window on the right-hand side of the screen.

Your questions/chat comments are only visible to the panelist.

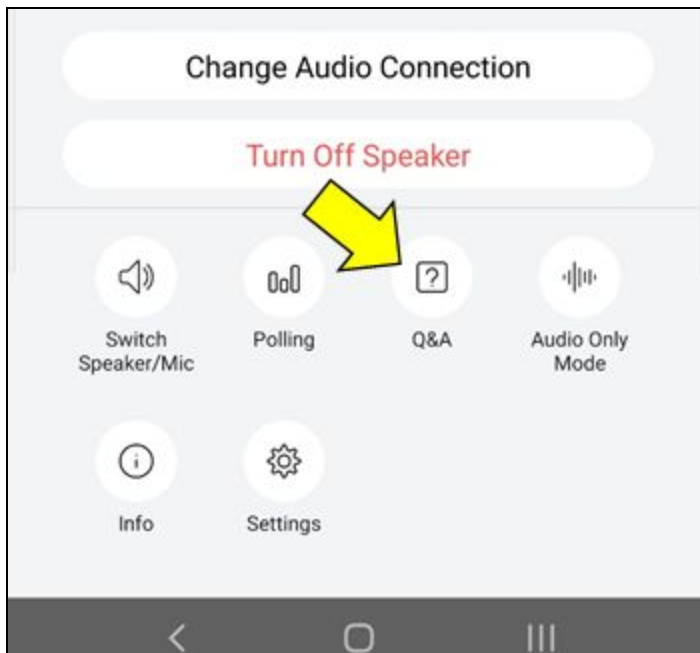
Connect To The Assembly Using Your Smartphone

1. Download and install the Webex Meet app for iOS or Android ([iOS App](#) | [Android App](#))
2. Launch the application on your Smartphone.
3. Enter the following meeting information
 - a. **Wednesday, April 29th event**
 - i. **Meeting Number:** 718 395 483
 - ii. **Meeting Password:** Math2020
 - b. **Thursday, April 30th**
 - i. **Meeting Number:** 718 699 962
 - ii. **Meeting Password:** Math2020

Submit Questions To The Presenter During The Meeting (Smartphone)



1. Tap the ellipsis (3 dots) icon at the lower portion of the screen.



2. Tap the Q&A button to send a question or make a comment.