

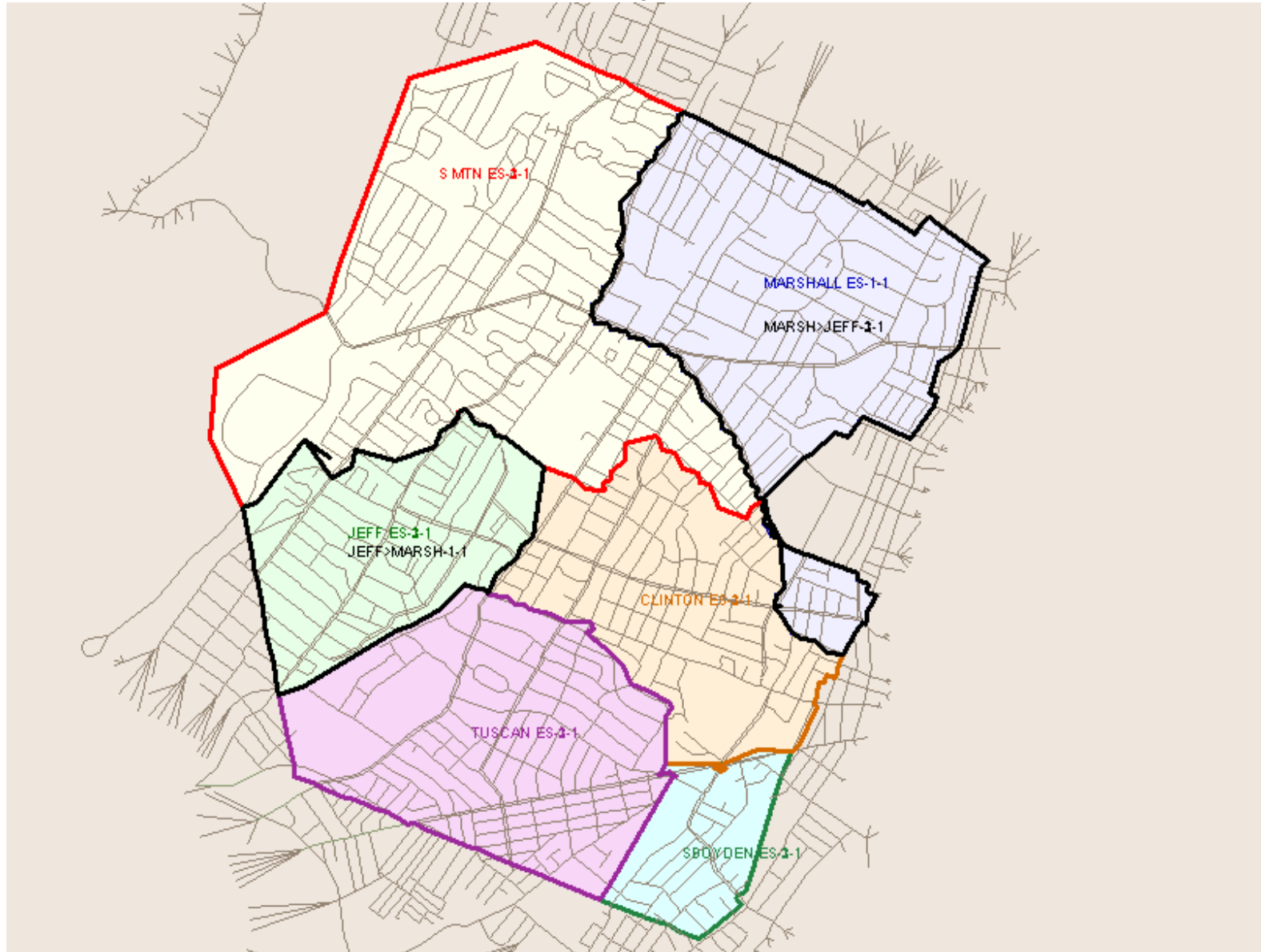
Elementary School Enrollment

Board of Education Meeting

March 22, 2010

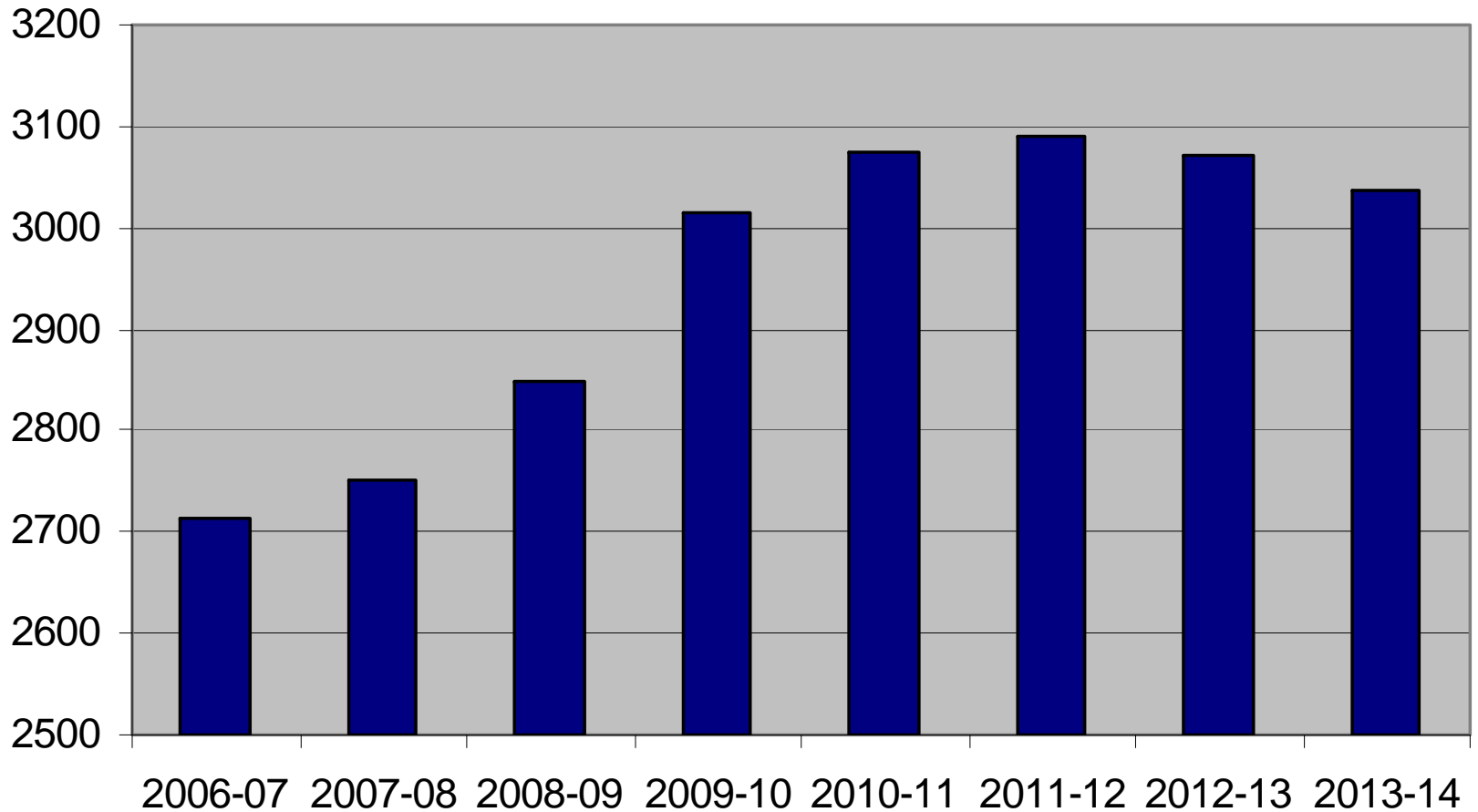


Current Elementary Enrollment Zones



Elementary Enrollment Projections

(06-07 through 09-10 actuals as of October 15)



Current Enrollment Boundaries

South Mountain

2010-2011: short 2 rooms

2011-2012: short 2 rooms

2012-2013: short 3 rooms

2013-2014: short 2 rooms

Already done in 2009-2010:

- Converted dedicated music space to classroom
- Floater teacher

Tuscan

2010-2011: short 1 room

2011-2012: short 2 rooms

2012-2013: Short 3 rooms

2013-2014: Short 2 rooms

Already done in 2009-2010:

- Kindergarten students sent to other schools
- Floater teacher

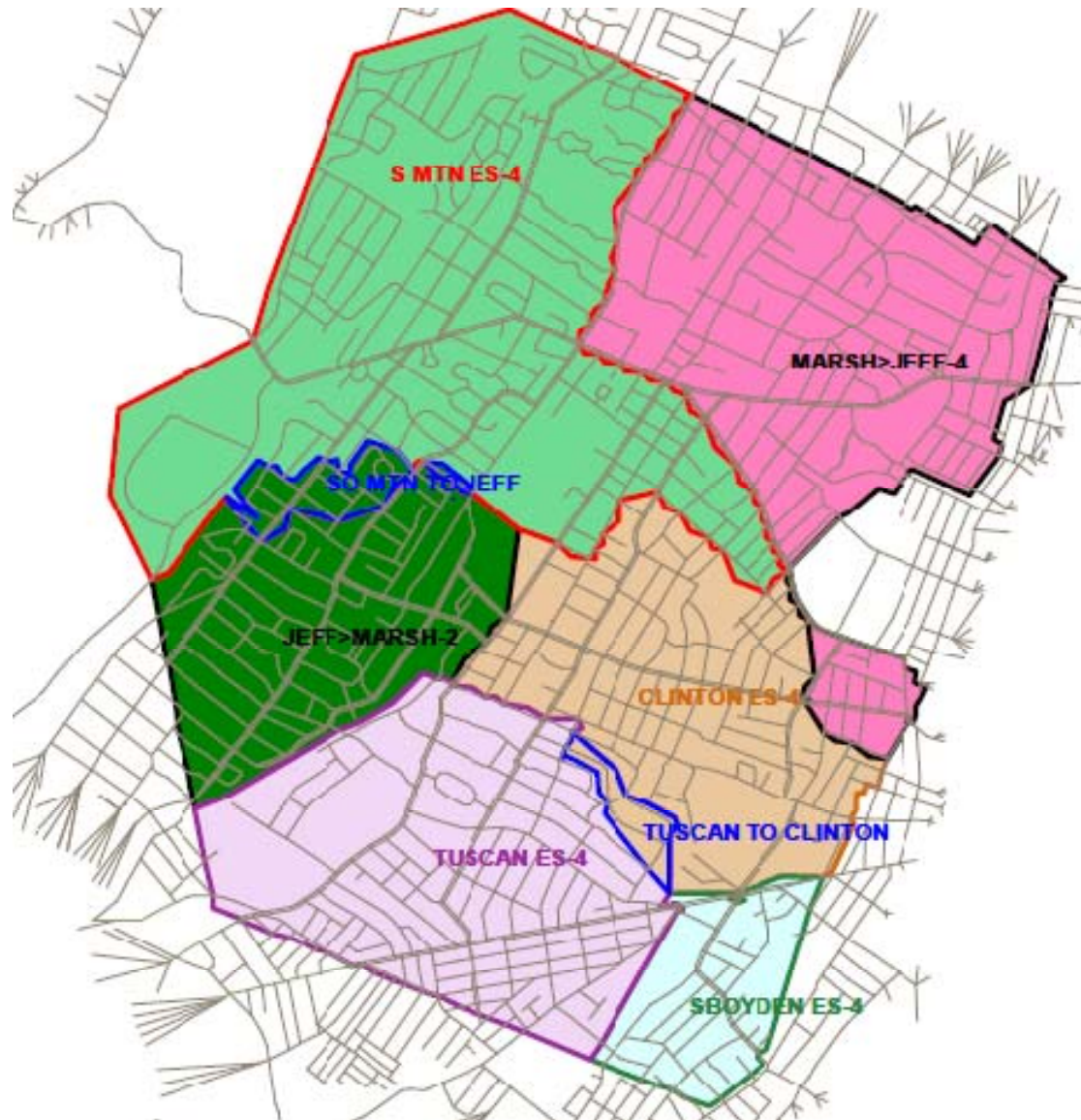
Alternatives Considered

- Portable classroom space
- Use of Montrose school
- Relocate 5th grade to middle schools
- Relocate kindergarten students from high enrollment schools
- Create magnet program
- Boundary adjustments
 - Grandfathering current students if possible
 - Marshall-Jefferson K-5
- Return transfer students to zoned schools

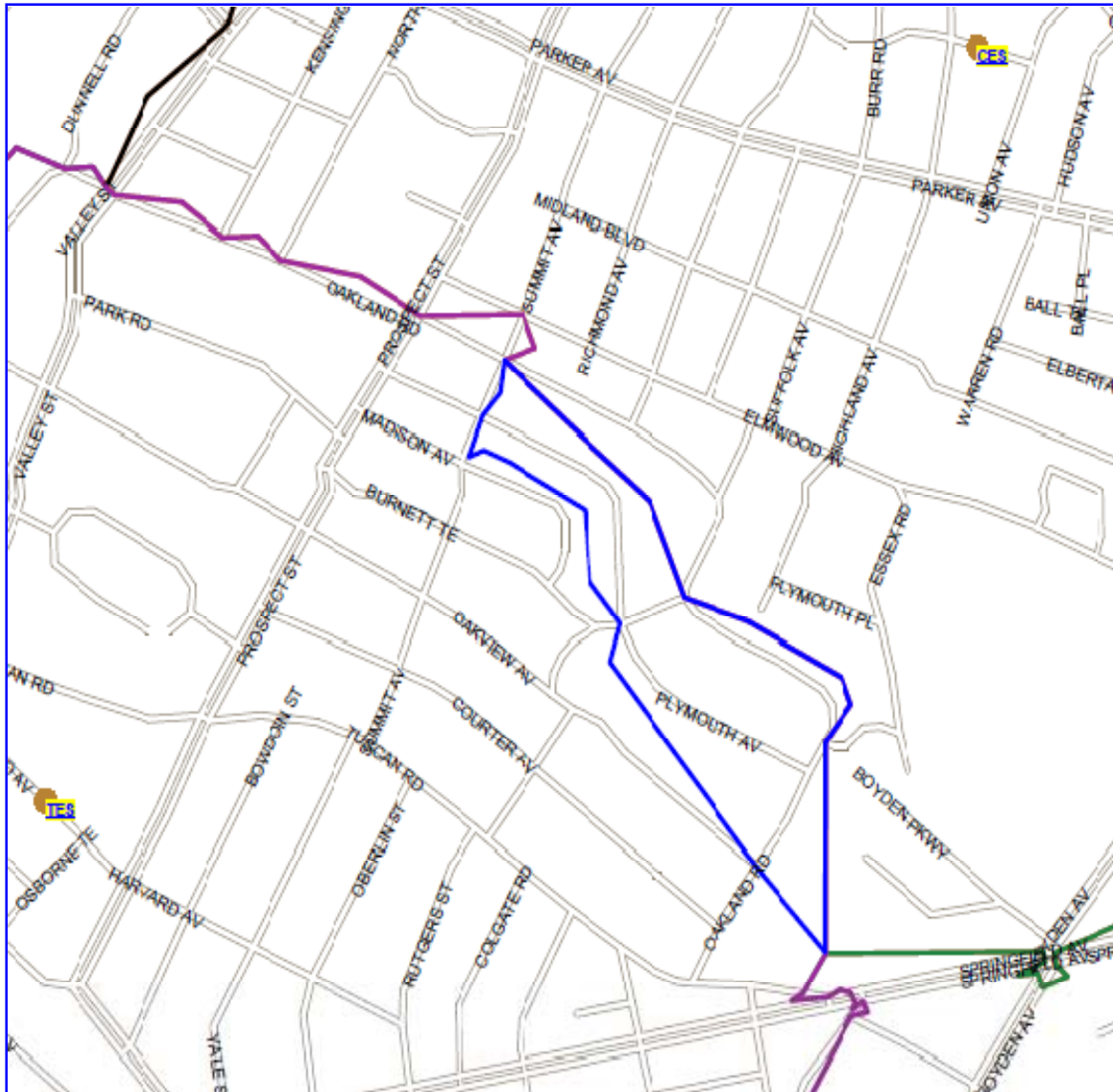
Guidelines used in analysis

- Respect target capacity for all elementary schools
- Create boundaries that are sustainable in the future
- Impact as few families as possible
- Use natural boundaries (Don't divide streets, look at major roads as natural dividing lines)
- Grandfather rising fifth graders in current school (consideration extended to siblings)
- Maintain demographic balance
- Consider cost impact in times of tight budget

Elementary Boundaries with Proposed Adjustments



Street Impacted on the Tuscan/Clinton Boundary



Streets Impacted:

- Plymouth Ave (23-116)
- Burnett Terr (61-67)
- Oakland Rd (145-215)

Current fourth graders and siblings from affected area remain at Tuscan

28 current students moved for 2010-2011 school year

Students closer to Clinton than Tuscan

Families will have option of attending either Maplewood Middle School or South Orange Middle School

Elementary Enrollment by School

| School | '09-'10 Actuals | '10-'11 | | '11-'12 | | '12-'13 | | '13-'14 | |
|-------------------|--------------------|-----------|-----------|-----------|-----------|-----------|-----------|-----------|-----------|
| | | No change | New zones | No change | New zones | No change | New zones | No change | New zones |
| Clinton | 483 | 499 | 547 | 490 | 555 | 502 | 564 | 491 | 563 |
| Jefferson | 433 | 434 | 462 | 459 | 497 | 480 | 514 | 499 | 529 |
| Marshall | 435 | 472 | 491 | 460 | 489 | 447 | 477 | 423 | 452 |
| Seth Boyden | 525 | 525 | 525 | 537 | 537 | 547 | 547 | 537 | 537 |
| South Mountain | 628 | 651 | 605 | 659 | 593 | 665 | 605 | 634 | 579 |
| Tuscan | 620 | 658 | 609 | 672 | 614 | 667 | 617 | 646 | 589 |

Building Classroom Count

Projected Enrollment with Adjusted Boundaries

| | Clinton | Jefferson | Marshall | Seth Boyden | So.Mtn/ Annex | Tuscan |
|-------------------------|---------|-----------|----------|----------------|------------------|--------|
| Number of Classrooms | 27 | 25 | 25 | 26 | 28 | 29 |
| Rooms Needed 10-11 | 27 | 22 | 25 | 26 | 28 | 29 |
| Rooms Needed 11-12 | 27 | 25 | 25 | 26 | 28 | 29 |
| Rooms Needed 12-13 | 27 | 25 | 25 | 26 | 28 | 29 |
| Rooms Needed 13-14 | 27 | 25 | 24 | 25 | 28 | 28 |

Timeline

- February 22, 2010 board meeting – Presentation of elementary enrollment projections
- March 22, 2010 board meeting – Presentation of administration's suggestion to address enrollment increases
- Week of March 22, 2010 - Mailing to transfer students for reapplication
- April 12, 2010 - Community Forum to present administration's suggestion and to receive community feedback (comments and questions to enrollment@somsd.k12.nj.us)
- April 19, 2010 board meeting - Board considers resolution to address enrollment increases
- Week of April 19, 2010 - Communication to families impacted and transfer requests for 10-11 are given consideration
- May, 2010 - Student tours and parent open houses for students attending new schools