


Elementary School Enrollment

Community Forum

April 12, 2010



Tuscan Enrollment Projections

(29 classrooms)

| | 2010-11 | | | 2011-12 | | | 2012-13 | | | 2013-14 | | |
|------------|------------------------------|---------------------|---------------------------|------------------------------|---------------------|---------------------------|------------------------------|---------------------|---------------------------|------------------------------|---------------------|---------------------------|
| | <i>Projected Enrollments</i> | <i>Rooms Needed</i> | <i>Average Class Size</i> | <i>Projected Enrollments</i> | <i>Rooms Needed</i> | <i>Average Class Size</i> | <i>Projected Enrollments</i> | <i>Rooms Needed</i> | <i>Average Class Size</i> | <i>Projected Enrollments</i> | <i>Rooms Needed</i> | <i>Average Class Size</i> |
| KF | 87 | 5 | 17 | 89 | 5 | 18 | 89 | 5 | 18 | 71 | 4 | 18 |
| 1 | 136 | 7 | 19 | 107 | 5 | 21 | 109 | 6 | 18 | 109 | 6 | 18 |
| 2 | 108 | 5 | 22 | 138 | 7 | 20 | 109 | 5 | 22 | 111 | 5 | 22 |
| 3 | 112 | 5 | 22 | 106 | 5 | 21 | 136 | 6 | 23 | 107 | 5 | 21 |
| 4 | 115 | 5 | 23 | 113 | 5 | 23 | 107 | 5 | 21 | 137 | 6 | 23 |
| 5 | 96 | 4 | 24 | 114 | 5 | 23 | 113 | 5 | 23 | 107 | 5 | 21 |
| TOT | 654 | 31 | | 667 | 32 | | 663 | 32 | | 642 | 31 | |

Note: Kindergarten and 1st grade projections are the most volatile.

South Mountain Enrollment Projections

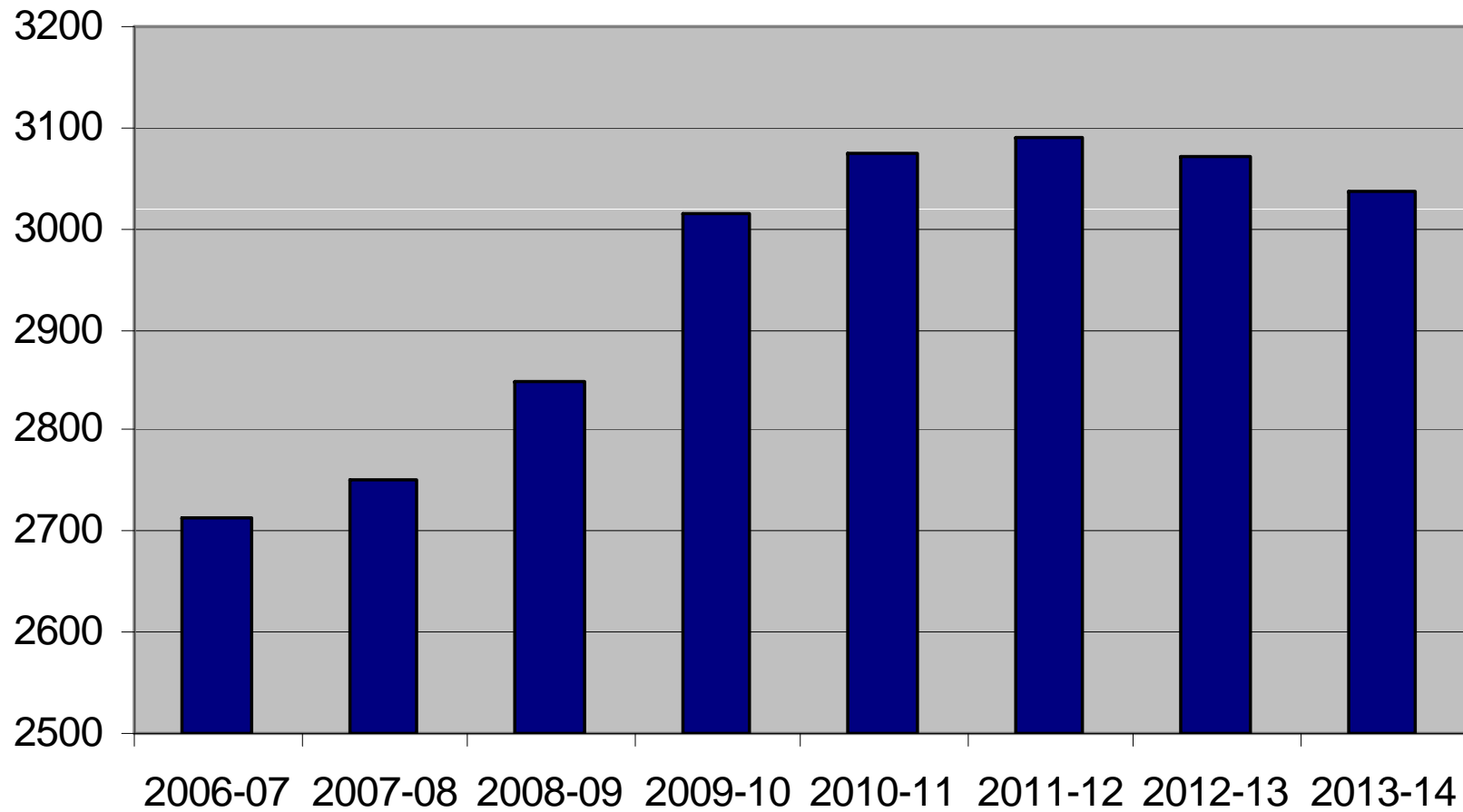
(28 classrooms)

| | 2010-11 | | | 2011-12 | | | 2012-13 | | | 2013-14 | | |
|------------|------------------------------|---------------------|---------------------------|------------------------------|---------------------|---------------------------|------------------------------|---------------------|---------------------------|------------------------------|---------------------|---------------------------|
| | <i>Projected Enrollments</i> | <i>Rooms Needed</i> | <i>Average Class Size</i> | <i>Projected Enrollments</i> | <i>Rooms Needed</i> | <i>Average Class Size</i> | <i>Projected Enrollments</i> | <i>Rooms Needed</i> | <i>Average Class Size</i> | <i>Projected Enrollments</i> | <i>Rooms Needed</i> | <i>Average Class Size</i> |
| KF | 89 | 5 | 18 | 91 | 5 | 18 | 91 | 5 | 18 | 72 | 4 | 18 |
| 1 | 118 | 6 | 20 | 109 | 6 | 18 | 112 | 6 | 19 | 112 | 6 | 19 |
| 2 | 118 | 6 | 20 | 120 | 6 | 20 | 111 | 5 | 22 | 113 | 5 | 23 |
| 3 | 124 | 6 | 21 | 114 | 5 | 23 | 117 | 5 | 23 | 108 | 5 | 22 |
| 4 | 102 | 4 | 26 | 123 | 5 | 25 | 114 | 5 | 23 | 116 | 5 | 23 |
| 5 | 100 | 4 | 25 | 101 | 4 | 25 | 121 | 5 | 24 | 113 | 5 | 23 |
| TOT | 651 | 31 | | 658 | 31 | | 666 | 31 | | 634 | 30 | |

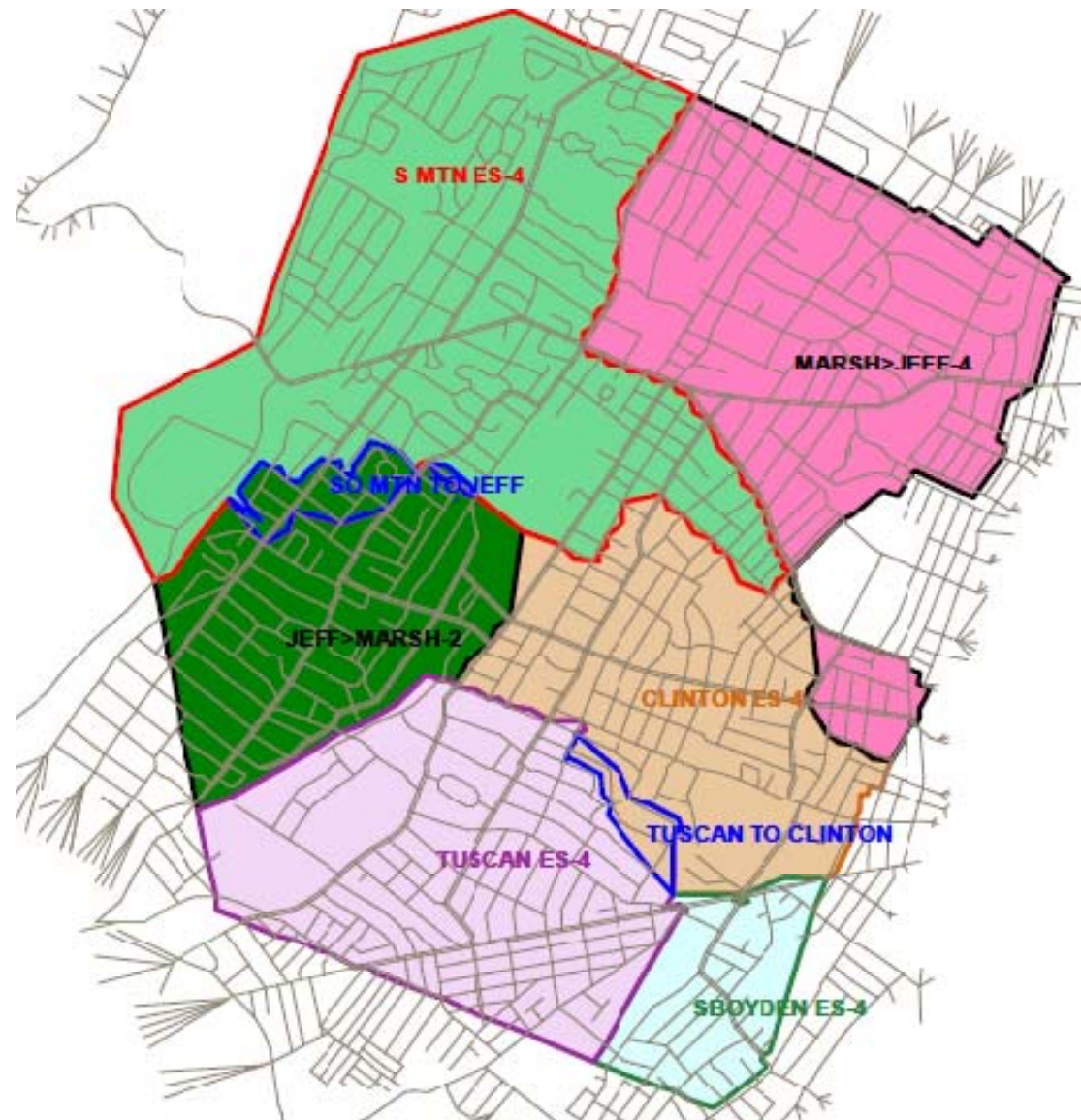
Note: Kindergarten and 1st grade projections are the most volatile.

Elementary Enrollment Projections

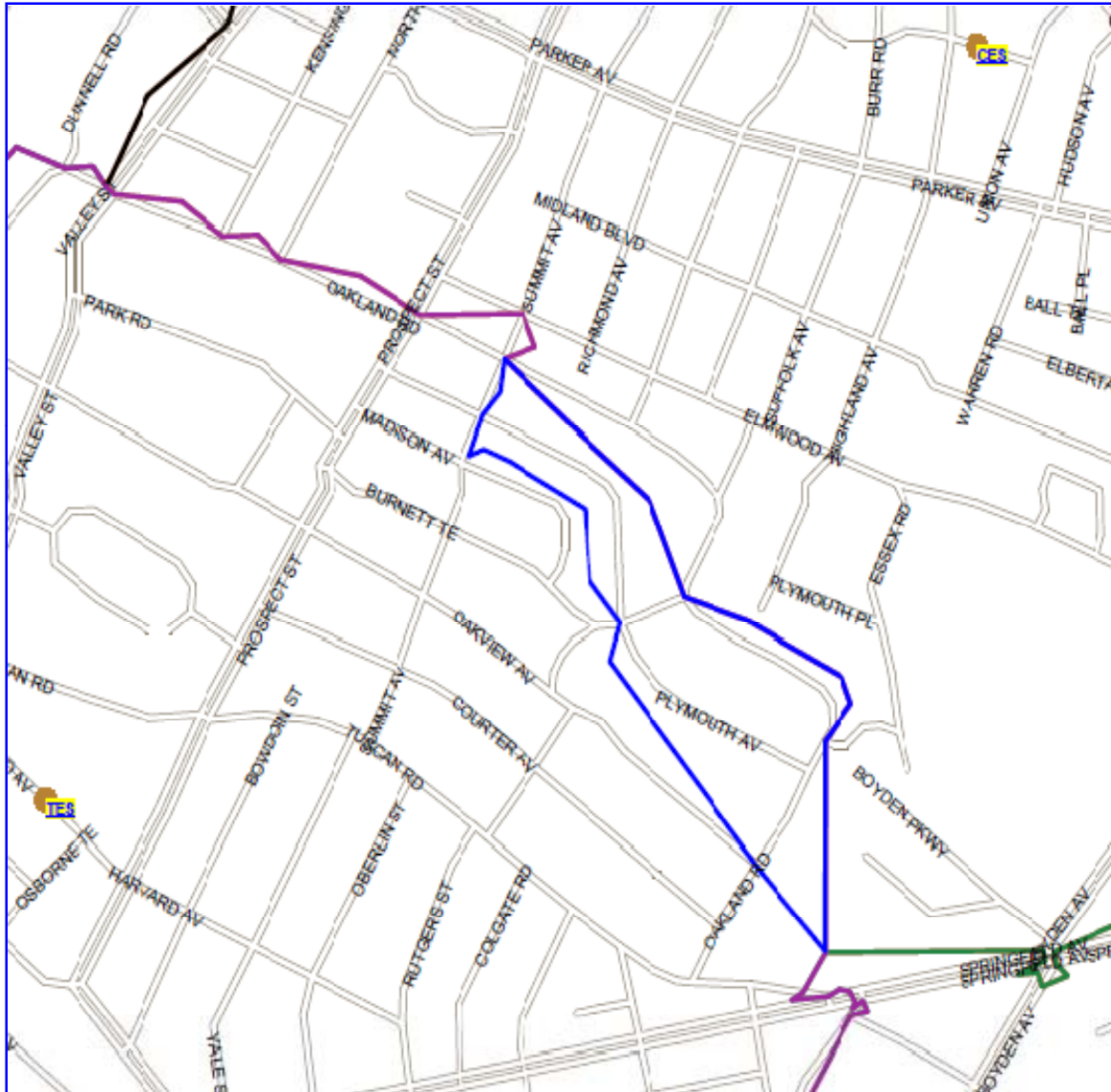
(06-07 through 09-10 actuals as of October 15)



Elementary Boundaries with Proposed Adjustments



Street Impacted on the Tuscan/Clinton Boundary



Streets Impacted:

- Plymouth Ave (23-116)
- Burnett Terr (61-67)
- Oakland Rd (145-215)

Current second through fourth graders and siblings from affected area remain at Tuscan

Transfer students considered on case by case basis.

36 student reduction to building projections based on transfer students and zoned students, including incoming Kindergarten students for 2010-2011 school year

Families will have option of attending either Maplewood Middle School or South Orange Middle School

Tuscan Enrollment Projections after Boundary Adjustments

(29 classrooms)

| | 2010-11 | | | 2011-12 | | | 2012-13 | | | 2013-14 | | |
|------------|------------------------------|---------------------|---------------------------|------------------------------|---------------------|---------------------------|------------------------------|---------------------|---------------------------|------------------------------|---------------------|---------------------------|
| | <i>Projected Enrollments</i> | <i>Rooms Needed</i> | <i>Average Class Size</i> | <i>Projected Enrollments</i> | <i>Rooms Needed</i> | <i>Average Class Size</i> | <i>Projected Enrollments</i> | <i>Rooms Needed</i> | <i>Average Class Size</i> | <i>Projected Enrollments</i> | <i>Rooms Needed</i> | <i>Average Class Size</i> |
| KF | 83 | 4 | 21 | 83 | 4 | 21 | 83 | 4 | 21 | 65 | 4 | 16 |
| 1 | 127 | 6 | 21 | 103 | 5 | 21 | 103 | 5 | 21 | 103 | 5 | 21 |
| 2 | 101 | 5 | 20 | 129 | 6 | 22 | 105 | 5 | 21 | 105 | 5 | 21 |
| 3 | 104 | 5 | 21 | 99 | 5 | 20 | 127 | 6 | 21 | 103 | 5 | 21 |
| 4 | 112 | 5 | 22 | 105 | 4 | 26 | 100 | 4 | 25 | 128 | 5 | 26 |
| 5 | 87 | 4 | 22 | 111 | 5 | 22 | 105 | 5 | 21 | 100 | 4 | 25 |
| TOT | 614 | 29 | | 630 | 29 | | 623 | 29 | | 604 | 28 | |

Note: Kindergarten and 1st grade projections are the most volatile.

South Mountain Enrollment Projections after Boundary Adjustments (28 classrooms)

| | 2010-11 | | | 2011-12 | | | 2012-13 | | | 2013-14 | | |
|------------|------------------------------|---------------------|---------------------------|------------------------------|---------------------|---------------------------|------------------------------|---------------------|---------------------------|------------------------------|---------------------|---------------------------|
| | <i>Projected Enrollments</i> | <i>Rooms Needed</i> | <i>Average Class Size</i> | <i>Projected Enrollments</i> | <i>Rooms Needed</i> | <i>Average Class Size</i> | <i>Projected Enrollments</i> | <i>Rooms Needed</i> | <i>Average Class Size</i> | <i>Projected Enrollments</i> | <i>Rooms Needed</i> | <i>Average Class Size</i> |
| KF | 83 | 4 | 21 | 85 | 4 | 21 | 85 | 4 | 21 | 66 | 4 | 17 |
| 1 | 104 | 5 | 21 | 103 | 5 | 21 | 106 | 5 | 21 | 106 | 5 | 21 |
| 2 | 115 | 6 | 19 | 106 | 5 | 21 | 105 | 5 | 21 | 107 | 5 | 21 |
| 3 | 108 | 5 | 22 | 107 | 5 | 21 | 103 | 5 | 21 | 102 | 5 | 20 |
| 4 | 100 | 4 | 25 | 107 | 5 | 21 | 107 | 5 | 21 | 102 | 4 | 26 |
| 5 | 94 | 4 | 24 | 99 | 4 | 25 | 105 | 4 | 26 | 106 | 5 | 21 |
| TOT | 604 | 28 | | 607 | 28 | | 611 | 28 | | 589 | 28 | |

Note: Kindergarten and 1st grade projections are the most volatile.

Elementary Enrollment by School

| School | '09-'10 Actuals | '10-'11 | | '11-'12 | | '12-'13 | | '13-'14 | |
|-------------------|--------------------|-----------|-----------|-----------|-----------|-----------|-----------|-----------|-----------|
| | | No change | New zones | No change | New zones | No change | New zones | No change | New zones |
| Clinton | 483 | 499 | 535 | 490 | 536 | 502 | 546 | 491 | 539 |
| Jefferson | 433 | 434 | 442 | 459 | 467 | 480 | 494 | 499 | 506 |
| Marshall | 435 | 472 | 493 | 460 | 486 | 447 | 471 | 423 | 446 |
| Seth Boyden | 525 | 525 | 525 | 537 | 537 | 547 | 547 | 537 | 537 |
| South Mountain | 628 | 651 | 604 | 658 | 607 | 666 | 611 | 634 | 589 |
| Tuscan | 620 | 654 | 614 | 667 | 630 | 663 | 623 | 642 | 604 |

Building Classroom Count

Projected Enrollment with Adjusted Boundaries

| | Clinton | Jefferson | Marshall | Seth Boyden | So.Mtn/ Annex | Tuscan |
|-------------------------|---------|-----------|----------|----------------|------------------|--------|
| Number of Classrooms | 27 | 25 | 25 | 26 | 28 | 29 |
| Rooms Needed 10-11 | 27 | 23 | 24 | 26 | 28 | 29 |
| Rooms Needed 11-12 | 27 | 24 | 25 | 26 | 28 | 29 |
| Rooms Needed 12-13 | 27 | 25 | 25 | 26 | 28 | 29 |
| Rooms Needed 13-14 | 27 | 25 | 24 | 25 | 28 | 28 |

Summary of Adjustments

- Grandfather current second through fourth grade students and siblings at Tuscan
- Grandfather current third and fourth grade students, and current first grade students for one year only, and siblings at South Mountain
- Seth Boyden Demonstration Program application deadline has been extended
- Voluntary transfer request forms mailed to identified areas in both South Mountain and Tuscan areas
- Review of “soft boundaries”